

How It Works

Moisten Soil Block

Plant Seed or Clone

Water

Plants grow in tray until they outgrow the tray, then move to bigger block or plant in pot or soil

Soil Blocks contain all the nutrients the plant needs and the biochar holds in the moisture



Develop big root ball since soil blocks air prune



AG Biochar LLC

1027 N. Emerald Ave. A3
Modesto, CA 95351
sales@agbiochar.com

AGBiochar.com
209-552-5075



AG Biochar
Soil Blocks
100%
AG Biochar Raw
and Worm Gold
Plus


Best Start
for Seeds
and Clones



Portland OR-Aug 5 & 6, 2017



- Stacking ¾ inch/2 inch and 4-inch blocks
- Or 2-inch Clone/Cutting Blocks
- Medium (2 inch) Blocks are available in 6 packs or 10x20 tray 50 packs
- Small ¾ inch blocks come in 20 packs
All can be planted and grown right in the tray



Planting in Soil Blocks

- Moisten the blocks until they are dark black**
- Plant Seed in hole**
- Loosely cover seed with biochar/soil or compost**
- Keep blocks moist**
- When to big for the tray, move block into next size block or not/soil**

*Seeds & Clones
Grow Right In The
Tray*

*Show
Special
Price*

Small	20 Pack	\$5
Medium	6 Packs	\$5
Medium	50 Pack 10x20 Tray	\$45

